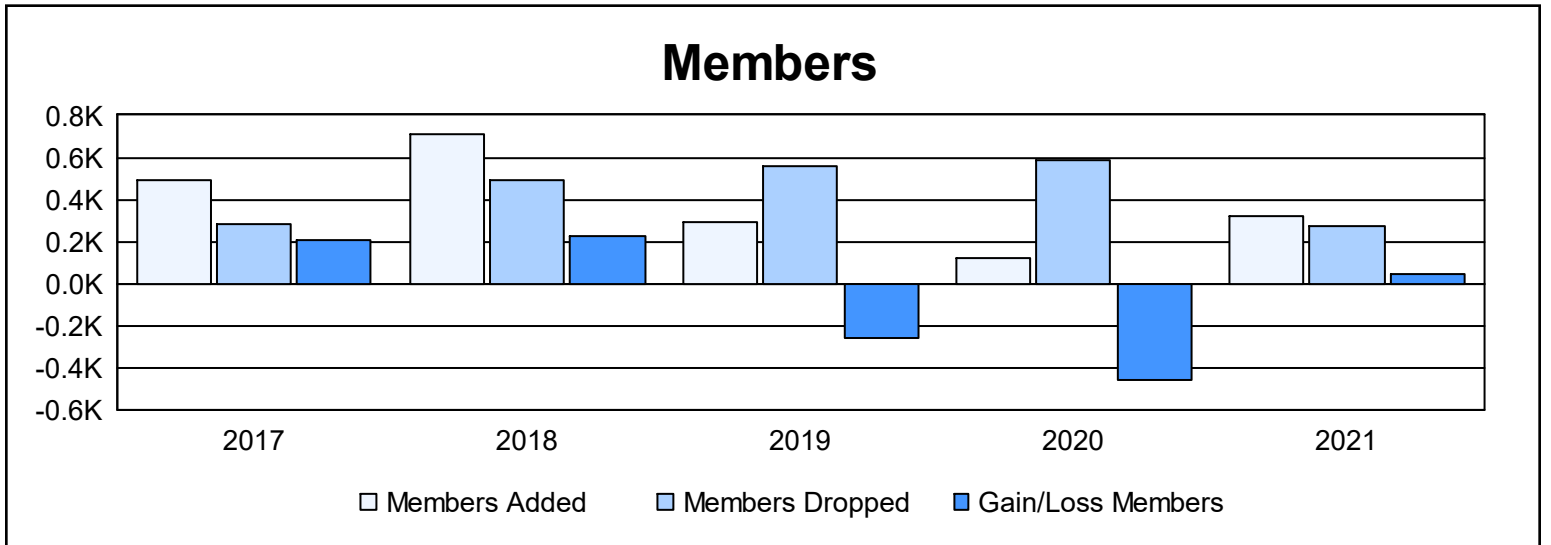
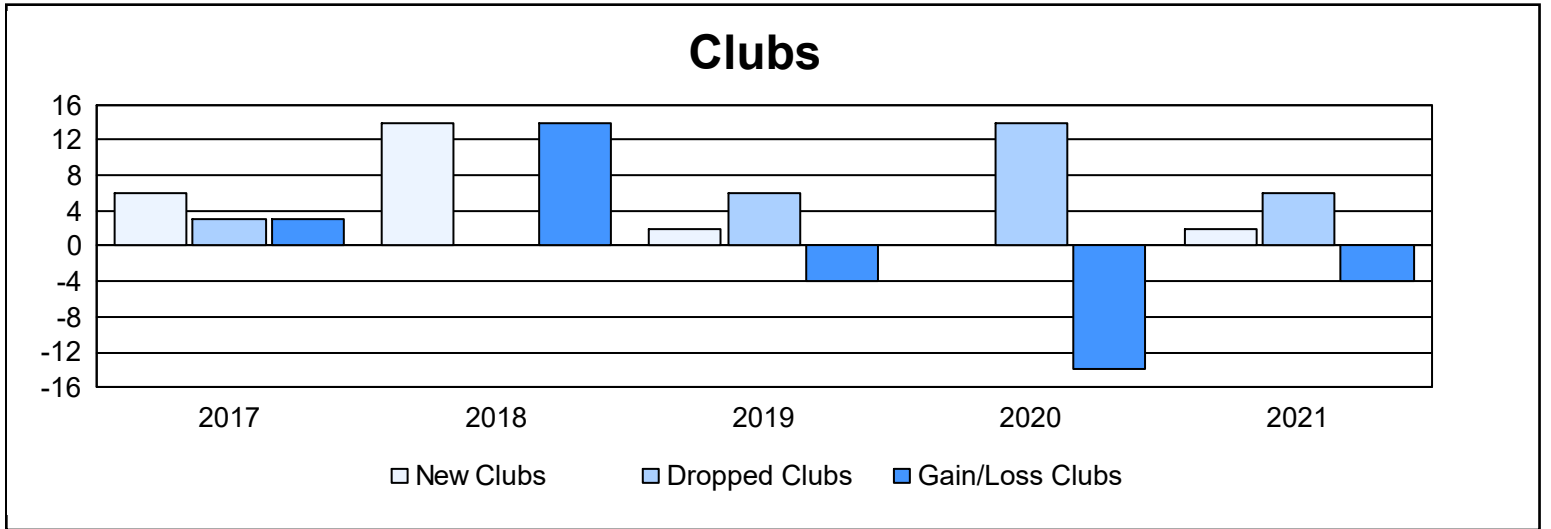
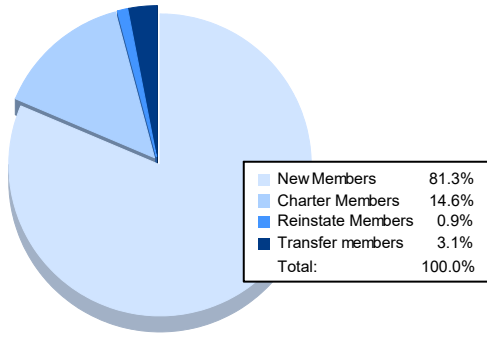


| Year | New Clubs | Dropped Clubs | Gain/ Loss Clubs | New Members | Charter Members | Reinstate Members | Transfer Members | Total Member Added | Total Members Dropped | Gain/ Loss Members |
|----------------|-----------|---------------|------------------|-------------|-----------------|-------------------|------------------|--------------------|-----------------------|--------------------|
| 2016-2017 | 6 | 3 | 3 | 329 | 143 | 3 | 13 | 488 | 284 | 204 |
| 2017-2018 | 14 | 0 | 14 | 340 | 366 | 4 | 2 | 712 | 487 | 225 |
| 2018-2019 | 2 | 6 | -4 | 224 | 57 | 5 | 6 | 292 | 555 | -263 |
| 2019-2020 | 0 | 14 | -14 | 107 | 1 | 5 | 10 | 123 | 584 | -461 |
| 2020-2021 | 2 | 6 | -4 | 261 | 47 | 3 | 10 | 321 | 274 | 47 |
| Average | 5 | 6 | -1 | 252 | 123 | 4 | 8 | 387 | 437 | -50 |



Membership Composition June 2021 Cumulative



Gender Composition June 2021 Cumulative

